

# HIGH PERFORMANCE VANE PUMP VT7DBB / VT7DBBS ◆ VELJAN

**VT7DBB / VT7DBBS - B38 - B14 - B08 - 1 R 00 - A 1 - M1 - \***

**VT7DBB** Series-125 B4 HW  
ISO 2 bolts 3019-2 mounting flange  
**VT7DBBS** Series - SAE C 2 bolts  
Mounting flange J744

**Cam ring for "P1"**

Volumetric displacement cm<sup>3</sup>/rev (in<sup>3</sup>/rev)

B14 = 43.9 (2.68)	B31 = 99.1 (6.05)
B17 = 55.0 (3.36)	B35 = 113.4 (6.92)
B20 = 66.0 (4.03)	B38 = 120.6 (7.36)
B22 = 70.3 (4.29)	B42 = 137.5 (8.39)
B24 = 81.1 (4.95)	045 = 145.7 (8.89)
B28 = 89.9 (5.49)	050 = 157.9 (9.64)

**Cam ring for "P2" & P3**

Volumetric displacement cm<sup>3</sup>/rev (in<sup>3</sup>/rev)

B02 = 5.7 (0.35)	B09 = 28.0 (1.71)
B03 = 9.8 (0.60)	B10 = 31.8 (1.94)
B04 = 12.8 (0.78)	B11 = 34.9 (2.13)
B05 = 15.9 (0.97)	B12 = 40.9 (2.50)
B06 = 19.8 (1.21)	B14 = 45.1 (2.75)
B07 = 22.5 (1.37)	B15 = 50.0 (3.05)
B08 = 24.9 (1.52)	

**Type of Shaft for VT7DBBS**

- 1 - Keyed (no SAE)
- 2 - Keyed (SAE CC)
- 3 - Splined (SAE C)
- 4 - Splined (SAE CC)

**Type of Shaft for VT7DBB / VT7DBBS**

- 5 - Keyed (ISO / R775 - G38M)

**Modifications**

**Mounting w/connection variables**

4 bolts SAE flange (J518)

P1 = 1 1/4" & P2 = 1" S = 4"			
	P3	UNC	METRIC
VT7DBB	1"		M0
VT7DBB	3/4"		M1
VT7DBBS	1"	00	M0
VT7DBBS	3/4"	01	M1

**Seal class**

- 1 = S1 (for mineral oil)
- 4 = S4 (for fire resistant fluids)
- 5 = S5 (for mineral oil and fire resistant fluids)

**Design letter**

**Porting combination** (see page CI-1-4,5)

00 = Standard

**Direction of rotation**  
(view on shaft end)

- R - Clockwise
- L - Counter - clockwise

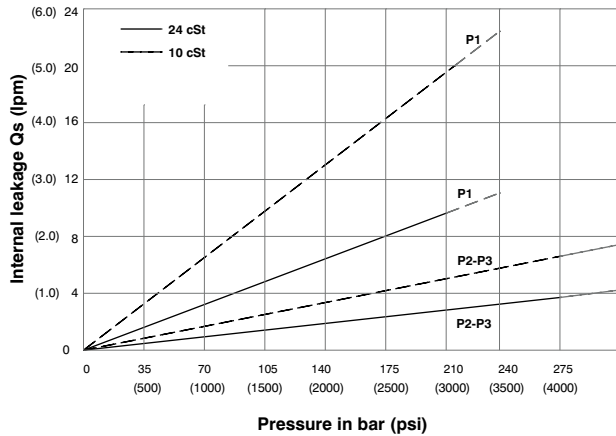
VP  
TP

**OPERATING CHARACTERISTICS - TYPICAL (24 cST) (Input power p (KW) for one cartridge only)**

Pressure port	Series	Volumetric Displacement Vp		Flow q & n = 1800 rpm						Input power p & n = 1800 rpm					
				p = 0 bar (0 psi)		p = 140 bar (2000 psi)		p = 250 bar (3630 psi)		p = 7 bar (100 psi)		p = 140 bar (2000 psi)		p = 250 bar (3630 psi)	
				in <sup>3</sup> /rev	cm <sup>3</sup> /rev	gpm	lpm	gpm	lpm	gpm	lpm	hp	kw	hp	kw
P1	B14	2.68	43.9	20.92	79.1	19.18	72.5	17.81	67.3	3.46	2.6	27.77	20.7	47.03	35.0
	B17	3.36	55.0	26.16	98.8	24.41	92.3	23.04	87.0	3.77	2.8	33.88	25.3	57.71	43.0
	B20	4.03	66.0	31.39	118.6	29.64	112.0	28.27	106.8	4.07	3.0	39.98	29.8	68.39	50.9
	B22	4.29	70.3	33.43	126.4	31.69	119.8	30.32	104.6	4.19	3.1	42.37	31.6	72.57	54.0
	B24	4.95	81.1	38.57	145.8	36.82	139.2	35.45	134.0	4.49	3.4	48.36	36.1	83.06	61.9
	B28	5.49	89.9	42.80	161.8	41.06	155.2	39.69	150.0	4.74	3.5	53.30	39.7	91.70	68.3
	B31	6.05	99.1	47.18	178.3	45.43	171.7	44.06	166.5	4.99	3.7	58.41	43.6	100.63	75.0
	B35 <sup>1)</sup>	6.92	113.4	53.93	203.9	52.18	197.2	50.81	192.0	5.39	4.0	66.29	49.4	114.42	85.3
	B38 <sup>1)</sup>	7.36	120.6	57.35	216.8	55.61	210.2	54.24	204.9	5.59	4.2	70.28	52.4	121.42	90.5
	B42 <sup>2)</sup>	8.39	137.5	65.39	247.2	63.65	240.6	62.28	235.4	6.05	4.5	79.66	59.4	137.83	102.7
	045 <sup>3)</sup>	8.89	145.7	69.29	262.0	67.11	253.6	65.31	246.8	6.74	5.0	83.75	62.4	145.79	108.7
050 <sup>4)</sup>	9.64	157.9	75.14	284.0	72.96	275.8	71.78	271.3	7.08	5.3	90.58	67.5	134.50	100.3	
P2 & P3				p = 0 bar (0 psi)		p = 140 bar (2000 psi)		p = 300 bar (4350 psi)		p = 7 bar (100 psi)		p = 140 bar (2000 psi)		p = 300 bar (4350 psi)	
	B02	0.35	5.7	2.76	10.4	2.33	8.8	1.80	6.8	0.74	0.55	4.02	2.99	8.10	6.04
	B03	0.60	9.8	4.66	17.6	4.23	15.9	3.63	14.0	0.85	0.63	6.24	4.65	12.93	9.64
	B04	0.78	12.8	6.09	23.0	5.66	21.4	5.13	19.4	0.94	0.70	7.90	5.89	16.55	12.34
	B05	0.97	15.9	7.56	28.6	7.13	26.9	6.60	25.0	1.02	0.76	9.62	7.17	20.29	15.13
	B06	1.21	19.8	9.42	35.6	8.99	33.9	8.46	32.0	1.13	0.84	11.79	8.79	25.00	18.64
	B07	1.37	22.5	10.70	40.4	10.27	38.8	9.74	36.8	1.20	0.89	13.29	9.91	28.26	21.07
	B08	1.52	24.9	11.84	44.7	11.41	43.1	10.88	41.1	1.27	0.95	14.62	10.90	31.15	23.23
	B09	1.71	28.0	13.31	50.3	12.87	48.6	12.35	47.0	1.36	1.01	16.35	12.19	34.92	26.04
	B10	1.94	31.8	15.12	57.2	14.69	55.5	14.16	53.5	1.46	1.09	18.45	13.75	39.48	29.44
	B11 <sup>5)</sup>	2.13	34.9	16.64	62.9	16.19	61.2	15.68	59.3	1.55	1.16	20.17	15.04	43.22	32.23
	B12 <sup>5)</sup>	2.50	40.9	19.50	73.7	19.07	72.1	18.54	70.1	1.72	1.28	23.55	17.56	50.58	37.71
	B14 <sup>5)</sup>	2.75	45.1	21.40	80.8	20.95	79.2	20.44	77.0	1.83	1.36	25.80	19.24	55.48	41.37
	B15 <sup>5)</sup>	3.05	50.0	23.78	89.8	23.35	88.3	22.88	86.5	1.97	1.47	28.55	21.28	57.35	42.76

1) B35-B38 = 280 bar (4060 psi) max.int.      2) B42 = 260 bar (3770 psi) max.int.      3) 045 = 240 bar (3500 psi) max. int.      4) 050 = 210 bar (3000 psi) max. int  
5) B11-B12-B14 = 300 bar (4350 psi) & B15 = 280 bar (4060 psi) max. int. And Max. Speed = 3000 rpm

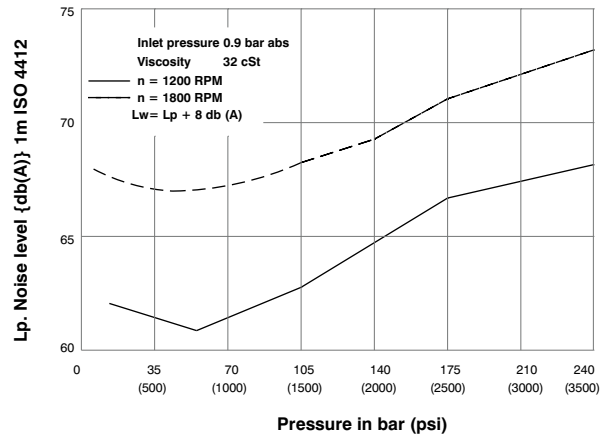
## INTERNAL LEAKAGE ( TYPICAL )



Do not operate pump more than 5 seconds at any speed or viscosity if internal leakage is more than 50% of theoretical flow. Total leakage is the sum of each section loss at its operating conditions.

## NOISE LEVEL ( TYPICAL )

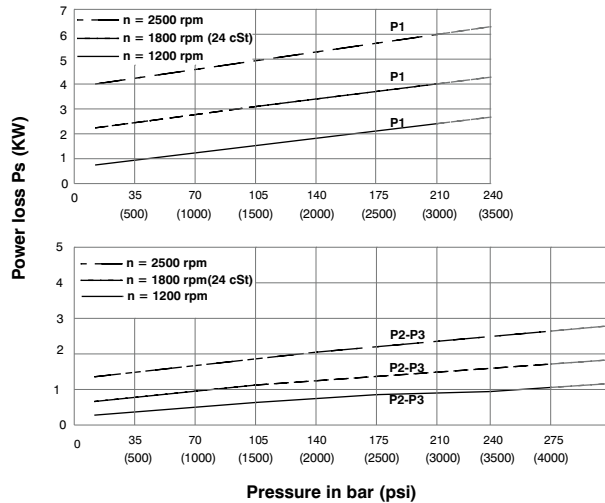
VT7DBB- B38-B06-B04



Triple pump noise level is given with each section discharging at the pressure noted on the curve.

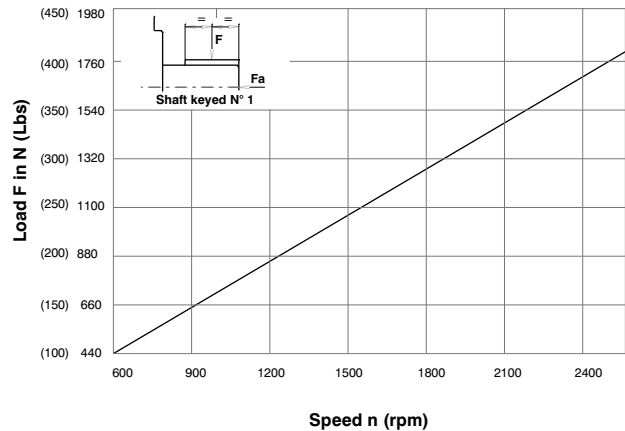
VP  
TP

## HYDROMECHANICAL POWER LOSS ( TYPICAL )



Total hydromechanical power loss is the sum of each section at its operating conditions.

## PERMISSIBLE RADIAL LOAD



Maximum permissible axial load  $F_a = 1200$  N (270 Lbs)